

## Supercar Challenge - Race 1 FINAL RESULT

2 - 4 October 2015  
Spa Francorchamps - 7004 mtr.



Pos	Nbr	Name / Entrant	Car	Cls	PIC	Gap	Total time	Fastest	In	Avg. Speed
1	181	Shahin-Enge Reiter Engineering	Lamborghini Gallardo R-EX	SGT	1	-- 25 laps --	1:02:25.434	2:20.479	14	168.30
2	131	Storm-Bouwhuis Storm-Taq Point Motorsport	BMW Z4 GT3	SGT	2	55.289	1:03:20.723	2:23.735	8	165.85
3	101	Grouwels-Snoeks Team RaceArt	Dodge Viper GT3-R	SGT	3	57.503	1:03:22.937	2:20.009	16	165.75
4	174	Morcillo-Cintrano Neil Garner Motorsport	Mosler MT900R	SGT	4	1:14.271	1:03:39.705	2:23.036	9	165.02
5	121	Köhler-Kuijer Divitec Racing	Solution F V8	SGT	5	1:34.101	1:03:59.535	2:25.380	3	164.17
6	171	Lequeux-Naveaux-Ueberecken Prime Racing	Ginetta Nissan LMP3	SGT	6	-- 24 laps --	1:02:30.079	2:28.569	5	161.36
7	305	Dontje-Kool DayVTec	Corvette GT4	GTB	1	1.537	1:02:31.616	2:27.269	3	161.30
8	336	Simon Atkinson Backdraft Motorsport	Dodge Viper	GTB	2	16.330	1:02:46.409	2:31.704	16	160.66
9	399	Lamster-Molenaar Euroseal / EMG Motorsport	Porsche 997 GT3	GTB	3	29.014	1:02:59.093	2:27.101	3	160.12
10	302	Marcel van Berlo Van Berlo Racing	Porsche 997 GT3	GTB	4	51.041	1:03:21.120	2:33.294	18	159.20
11	369	Aart Bosman ABW Racing	Porsche 997 GT3	GTB	5	1:02.140	1:03:32.219	2:33.082	4	158.73
12	402	Bogaerts-van der Aa European Staffing by JR Motorsport	BMW M3 E90 WTCC	SS	1	1:39.926	1:04:10.005	2:34.137	23	157.18
13	471	van Loon-van der Kooi Van der Kooi Racing	Lotus Exige	SS	2	1:41.239	1:04:11.318	2:34.622	18	157.12
14	351	Hayes-Lindsay Intersport Racing	Lamborghini Gallardo	GTB	6	2:18.287	1:04:48.366	2:32.655	18	155.62
15	421	van Bellingen-van Rompuy EMG Motorsport	BMW WTCC	SS	3	-- 23 laps --	1:03:43.979	2:37.846	13	151.65
16	309	Dirk Schulz Topper Team	Porsche 997 GT3	GTB	7	1.481	1:03:45.460	2:39.554	23	151.59
17	422	Dennis Houweling Ferry Monster Autosport	Seat Sport Leon Cup Racer	SS	4	9.886	1:03:53.865	2:38.371	7	151.26
18	444	Ronald van Loon BlueBerry Racing	BMW E46 M3	SS	5	11.368	1:03:55.347	2:39.573	22	151.20
19	412	Eric van den Munckhof Munckhof Racing / vd Pas Racing	BMW Z4	SS	6	55.214	1:04:39.193	2:36.811	6	149.49
20	452	Michael Smith PDS Racing	Seat Leon Supercoppa MKII	SS	7	1:19.187	1:05:03.166	2:43.599	7	148.57
21	343	Daan Meijer Lammertink Racing	Porsche 997 GT3	GTB	8	-- 22 laps --	58:16.206	2:33.085	2	158.66
22	312	Verhelst-Verheyen GHK Racing (Speedlover)	Porsche 991	GTB	9	4:25.535	1:02:41.741	2:33.917	22	147.46
23	555	Bergsma-de Jong Van der Kooi Racing	Lotus Exige	S	1	5:32.225	1:03:48.431	2:45.217	17	144.89
24	505	Voet-van den Broeck Traxx Racing	Peugot RCZ	S	2	5:39.797	1:03:56.003	2:47.427	15	144.60
25	513	Kim Troeijen AT Motorsport	Ford Focus Silhouette	S	3	6:21.263	1:04:37.469	2:49.292	18	143.06

Fastest time : 2:20.009 in lap 16 by nbr. 101 : Team RaceArt (Dodge Viper GT3-R)

Results and Laptimes : [www.raceresults.nu](http://www.raceresults.nu)

Timekeeping by : RSTime by TimeService.nl

**Publication-time**

Clerk of the Course  Bobbe Veldkamp Lic: 10710	Steward	Timekeeper  Harald Roelse	
Page 1 of 2	Results remain provisional pending technical examination and decisions from the stewards of the meeting		

## Supercar Challenge - Race 1 FINAL RESULT

2 - 4 October 2015  
Spa Francorchamps - 7004 mtr.

Pos	Nbr	Name / Entrant	Car	Cls	PIC	Gap	Total time	Fastest	In	Avg. Speed
26	525	Griffin-Bressington West Suffolk Racing	BMW E36 M3	S	4	6: 33.528	1:04: 49.734	2: 48.742	5	142.61
27	504	Rob Nieman Spirit Racing	Renault Clio RS 2.0	S	5	6: 36.561	1:04: 52.767	2: 51.070	4	142.49
28	545	Niels Kool DayVTec	Renault Clio	S	6	6: 36.666	1:04: 52.872	2: 48.624	9	142.49
29	546	Wiebe Wytzes EMG Motorsport	Renault Clio 3	S	7	6: 42.456	1:04: 58.662	2: 49.299	18	142.28
30	102	Henry Zumbrink Volvo Reede Racing by DayVTec	Volvo S60 V8	SGT	7	-- 19 laps --	50: 55.418	2: 23.769	3	156.79
31	350	Donaldson-Clarke Intersport Racing	Porsche 997 GT3	GTB	10	-- 18 laps --	50: 59.991	2: 33.632	2	148.32
NOT CLASSIFIED Classification Limit (75% of 25 laps) = 18 laps										
DNC	432	Neary-Short Rollcentre Racing	BMW M3 V8	SS	8	16 laps	43: 37.227	2: 34.183	15	154.14
DNC	106	Koebolt-Caransa DavVTec	Volvo S60 V8	SGT	8	8 laps	19: 30.583	2: 24.212	3	172.32
DNC	110	Vandierendonck-van Hooydonk Shipex SRT Racing	Corvette	SGT	9	7 laps	17: 19.029	2: 24.839	4	169.87
DNC	403	de Groot-de Graaf JR Motorsport	BMW 132 GTR	SS	9	6 laps	23: 03.747	2: 38.952	4	109.33
DNC	405	Luc de Cock Deldiche Racing	Lotus 2/11 GT4	SS	10	5 laps	13: 48.534	2: 38.854	3	152.16
DNC	420	de Borst-de Kleijn FEBO Racing Team / FMA	Seat Sport Leon Cup Racer	SS	11	3 laps	8: 29.656	2: 37.974	2	148.42
DNC	375	Ward Sluys Prodiexo Racing	BMW M4 Silhouette	GTB	11	2 laps	5: 15.911	2: 33.560	2	159.62
DNC	489	Guino Kenis G&A Racing	BMW E92 M3 GT4	SS	12	2 laps	5: 46.318	2: 37.685	2	145.61
DNS	173	Berry van Elk BlueBerry Racing	Mosler MT900R	SGT	10	0 laps			0	
DNS	451	Rijnbeek AT Motorsport	ATR3	SS	13	0 laps			0	

Time penalty of 10s for ignoring track limits: Cars# 351, 412, 525



Time penalty of 30s for ignoring track limits: Car# 421

Fastest time : 2:20.009 in lap 16 by nbr. 101 : Team RaceArt (Dodge Viper GT3-R)

Results and Laptimes : [www.raceresults.nu](http://www.raceresults.nu)

Timekeeping by : RSTime by TimeService.nl

**Publication-time**

Clerk of the Course  Bobbe Veldkamp Lic: 10710	Steward	Timekeeper  Harald Roelse	
Page 2 of 2	Results remain provisional pending technical examination and decisions from the stewards of the meeting		